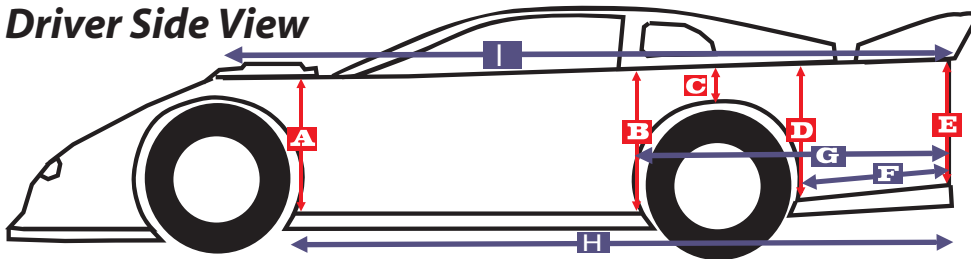


### Driver Side View



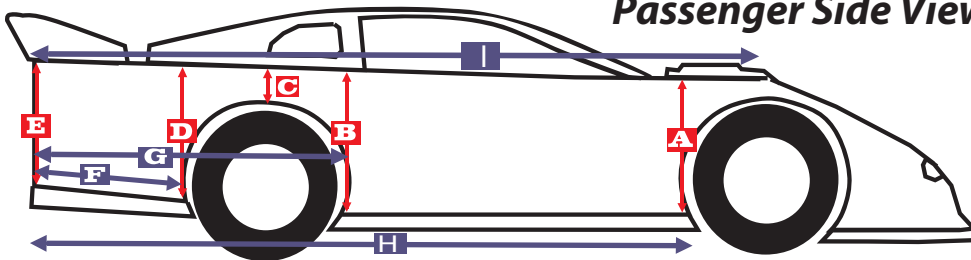
#### Vertical Measurements

- A: \_\_\_\_\_ mm  
Measurement of the front part of the door at bottom edge
- B: \_\_\_\_\_ mm  
Measurement of the back part of the door at bottom edge
- C: \_\_\_\_\_ mm  
Measurement from top edge to bottom edge
- D: \_\_\_\_\_ mm  
Measurement of rear fender behind rear tire
- E: \_\_\_\_\_ mm  
Measurement of rear fender at bottom of edge

#### Horizontal Measurements

- F: \_\_\_\_\_ mm  
From back to closest edge of rear wheel
- G: \_\_\_\_\_ mm  
From back to farthest edge of rear wheel
- H: \_\_\_\_\_ mm  
From back to closest edge of front wheel
- I: \_\_\_\_\_ mm  
Total length of whole side

### Passenger Side View



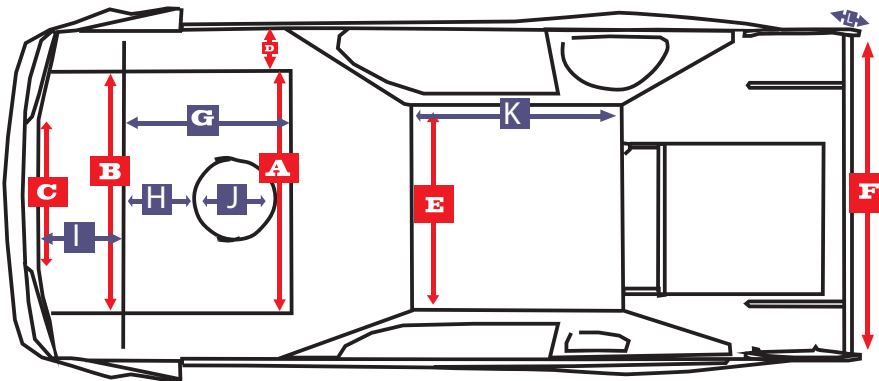
#### Vertical Measurements

- A: \_\_\_\_\_ mm  
Measurement of the front part of the door at bottom edge
- B: \_\_\_\_\_ mm  
Measurement of the back part of the door at bottom edge
- C: \_\_\_\_\_ mm  
Measurement from top edge to bottom edge
- D: \_\_\_\_\_ mm  
Measurement of rear fender behind rear tire
- E: \_\_\_\_\_ mm  
Measurement of rear fender at bottom of edge

#### Horizontal Measurements

- F: \_\_\_\_\_ mm  
From back to closest edge of rear wheel
- G: \_\_\_\_\_ mm  
From back to farthest edge of rear wheel
- H: \_\_\_\_\_ mm  
From back to closest edge of front wheel
- I: \_\_\_\_\_ mm  
Total length of whole side

### Top View



#### Vertical Measurements

- A: \_\_\_\_\_ mm  
Measurement top of hood
- B: \_\_\_\_\_ mm  
Measurement top of nose
- C: \_\_\_\_\_ mm  
Measurement of bottom of nose
- D: \_\_\_\_\_ mm  
Measurement of hood to edge of car
- E: \_\_\_\_\_ mm  
Measurement of roof
- F: \_\_\_\_\_ mm  
Measurement of imprint area of spoiler

#### Horizontal Measurements

- G: \_\_\_\_\_ mm  
Measurement top to bottom of hood
- H: \_\_\_\_\_ mm  
Measurement air cleaner hole to bottom of hood
- I: \_\_\_\_\_ mm  
Measurement from top of nose to bottom of nose
- J: \_\_\_\_\_ mm  
Measurement of air cleaner hole
- K: \_\_\_\_\_ mm  
Measurement of roof
- L: \_\_\_\_\_ mm  
Measurement top to bottom of spoiler

**NOTE: DO NOT INCLUDE the Plastic in your measurements**

Fill in all the measurements to insure proper graphix placement. Wrap Race Art is not responsible for measurements that are not correct. Please make sure to double check your measurements.

Type of Car: \_\_\_\_\_

Year: \_\_\_\_\_

Car Number: \_\_\_\_\_

Car Colors: \_\_\_\_\_

Deck: \_\_\_\_\_

Nose: \_\_\_\_\_

Roof: \_\_\_\_\_

Sail Panels: \_\_\_\_\_

Hood: \_\_\_\_\_

Sides: \_\_\_\_\_

Chassis: \_\_\_\_\_

Comments or Concerns: \_\_\_\_\_

\_\_\_\_\_

\_\_\_\_\_

\_\_\_\_\_

\_\_\_\_\_

**www.wrapraceart.com**

**Fax back to: 02 8569 2029**

**Email: sales@wrapraceart.com**